



# Important!

**Audi**

Please give copies to  
all your Audi Technicians

# Technical Bulletin

**Subject: Engine Speed (RPM) Sensor (G28), Spacer Not Required**

**Group: 01**

**Number: 03-11**

**Model(s): S4 with 4.2L (See Model Table below)  
A4, Cabriolet with 3.0L (See Model Table below)**

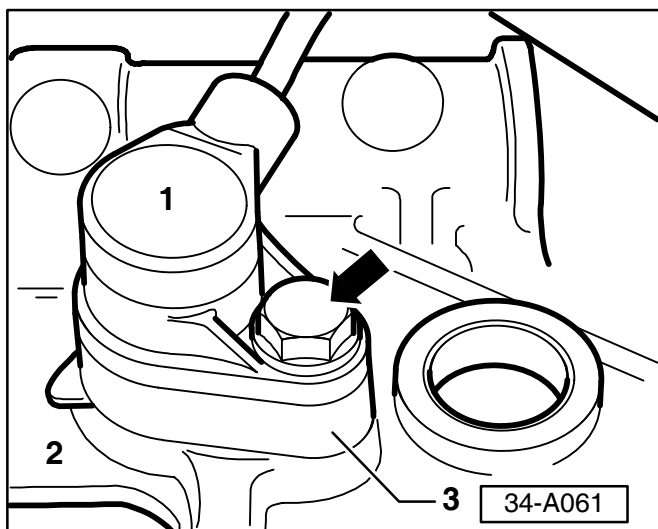
**2004 Date: Dec. 3, 2003**

## Condition

Multiple Misfires detected on several cylinders above a certain engine speed (RPM).  
Malfunction Indicator Light (MIL) may be ON.

May be accompanied by one or more of the following Diagnostic trouble Codes (DTCs)


DTC	DTC Text
P0300	Random/Multiple Cylinder Misfire Detected
P0301	Cylinder 1 Misfire Detected
P0302	Cylinder 2 Misfire Detected
P0303	Cylinder 3 Misfire Detected
P0304	Cylinder 4 Misfire Detected
P0305	Cylinder 5 Misfire Detected
P0306	Cylinder 6 Misfire Detected
P0307	Cylinder 7 Misfire Detected
P0308	Cylinder 8 Misfire Detected



◀ For the model configurations listed below, condition may be caused by a spacer -3- installed between the Engine Speed (RPM) Sensor (G28) -1- and the transmission -2-.

**This Technical Bulletin ONLY APPLIES to vehicles with engine and transmission configurations as listed in table below.**

Model	Engine /Code	6 speed Man. Trans./Code
A4, Cabriolet	3.0L / (AVK)	02X / (GJV)
S4	4.2L / (BHF)	0A3 / (FVD)



**Audi**

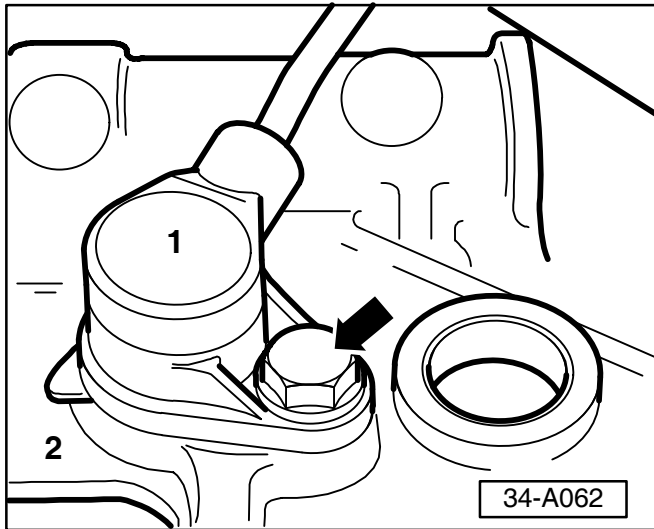
Please give copies to  
all your Audi Technicians

# Technical Bulletin

## Service

Remove spacer as follows:

Locate Engine Speed (RPM) Sensor (G28)  
-1- (see Repair Manual Group 24 "*Component locations, overview*")



- Remove bolt -arrow- and Engine speed (RPM) sensor (G28) -1-.
- Remove Engine speed sensor (G28).
- Remove Spacer -3- and discard.
- ◀ - Reinstall Engine Speed (RPM) Sensor (G28) -1- to transmission using Bolt -arrow- (torque = 10 Nm.).

With VAS 5051 or VAS 5052 Diagnostic tool connected:

- Check ECM for DTCs and for misfire detection in Measuring Value Blocks (MVB) 015 and 016.
- Erase DTCs as necessary.